
















Moon Phase Flip Book

Color in the moon phases using a black pen or pencil. Cut out each card very carefully on the rectangle. Stack the cards in order starting with the new moon. Staple the cards together.

 <p>New Moon <u>Staple Here</u></p>		 <p>Waxing Crescent</p>	
 <p>First Quarter</p>		 <p>Waxing Gibbous</p>	
 <p>Full Moon</p>		 <p>Waning Gibbous</p>	
 <p>Third Quarter</p>		 <p>Waning Crescent</p>	